

# Adolescent Substance Use Data: The Need, Sources, and Current Trends

---

Gregory Austin

WestEd Health & Human Development  
Program ([gaustin@wested.org](mailto:gaustin@wested.org))

California School Climate, Health, and  
Learning Survey System (Cal-SCHLS)

California Student Survey

# Agenda

---

- Current AOD use data and trends
- The importance of local data
- Data sources
- Data challenges
- Meeting the challenges

# School-based Prevention's Quadruple Whammy

---

- (1) NCLB **Title IV** (Safe and Drug Free Schools/Communities) defunded
- Schools have (2) **budget cuts** and (3) **testing** stresses as never before.
- (4) **Generational retirement** of prevention specialists.
- Result:
  - Schools unwilling to do anything that takes away from instruction, is not required, that costs money.
  - Health/prevention programs and staff being reduced.
  - Two decades of capacity building being undermine.
  - School-community collaboration more important than ever.

## 14<sup>th</sup> (2009-10) Biennial California Student Survey

---

- Little change among 7<sup>th</sup> graders. Among 9/11th:
- Promising declines in use of tobacco, alcohol, & AOD's on school property.
  - Binge drinking, lifetime drunkenness, drinking & driving.
- Methamphetamine on downward trend
- Marijuana and most other drugs overall stable
  - Including prescription drugs but at troubling level
- Rise in weekly marijuana use and perceived marijuana availability, peer use, and lack of harm
- Marked increase in ecstasy

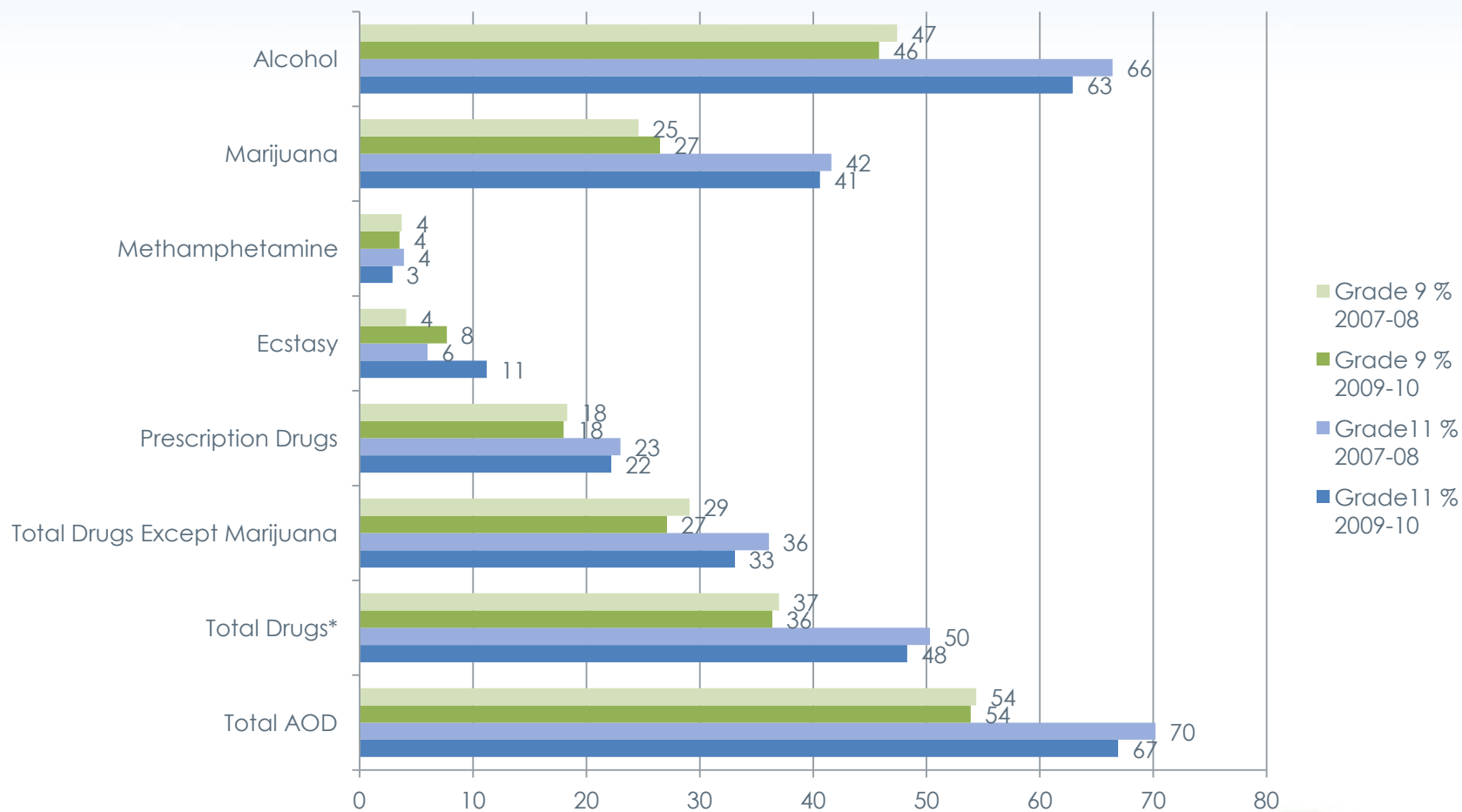
Sample: 8,390 7<sup>th</sup>, 9<sup>th</sup>, 11<sup>th</sup> graders in 74 randomly-selected schools/classrooms.

## 2009 CSS: Heavy Drug Use Indicators

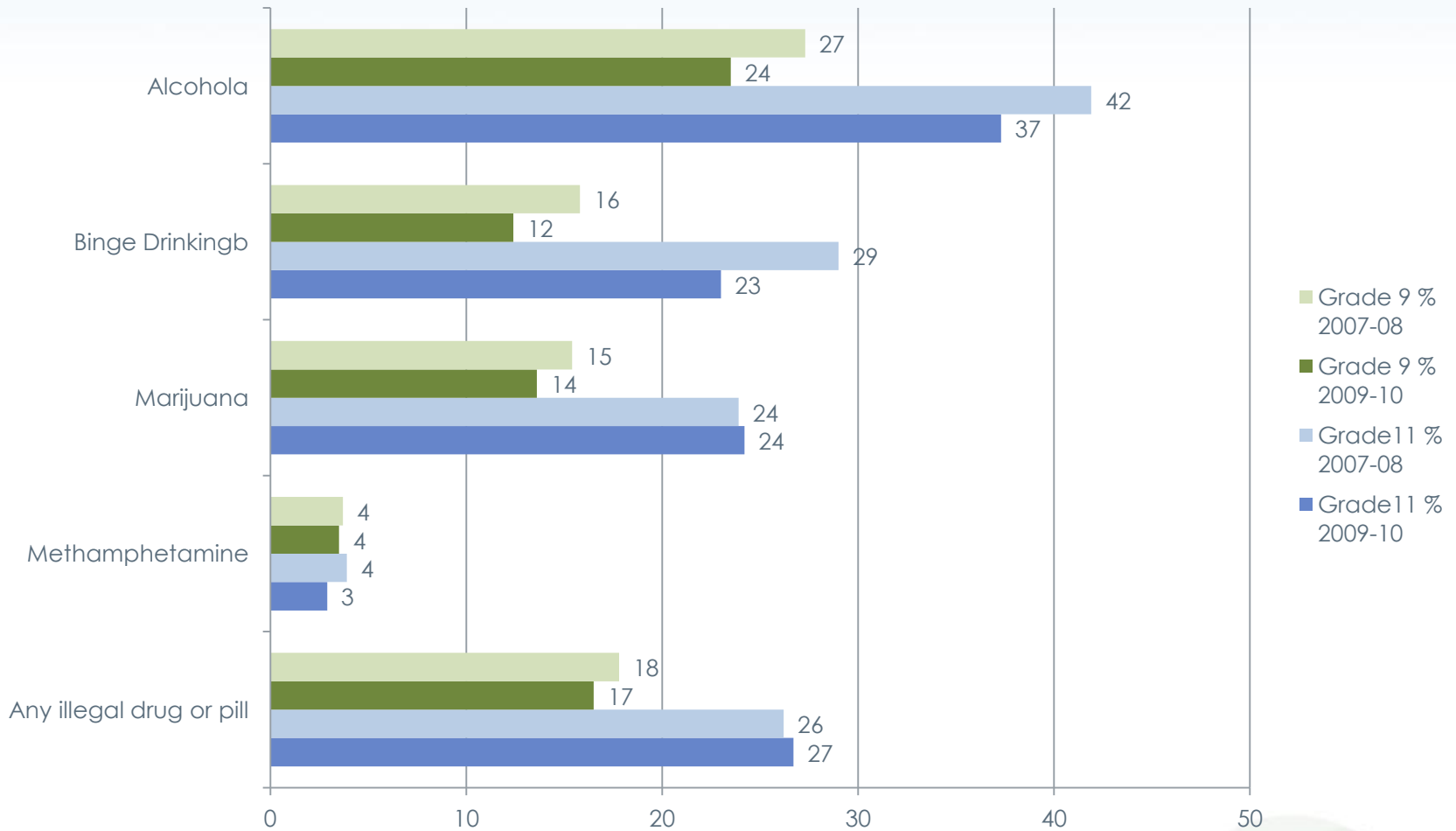
---

- Most heavy use indicators level
- High Risk Use at 8% (9<sup>th</sup>) and 17% (11<sup>th</sup>)
- Estimated AOD **Dependency** down slightly because of declines in alcohol, but no change in **Abusers**
- Total population that might warrant Intervention est. 12% and 22%.

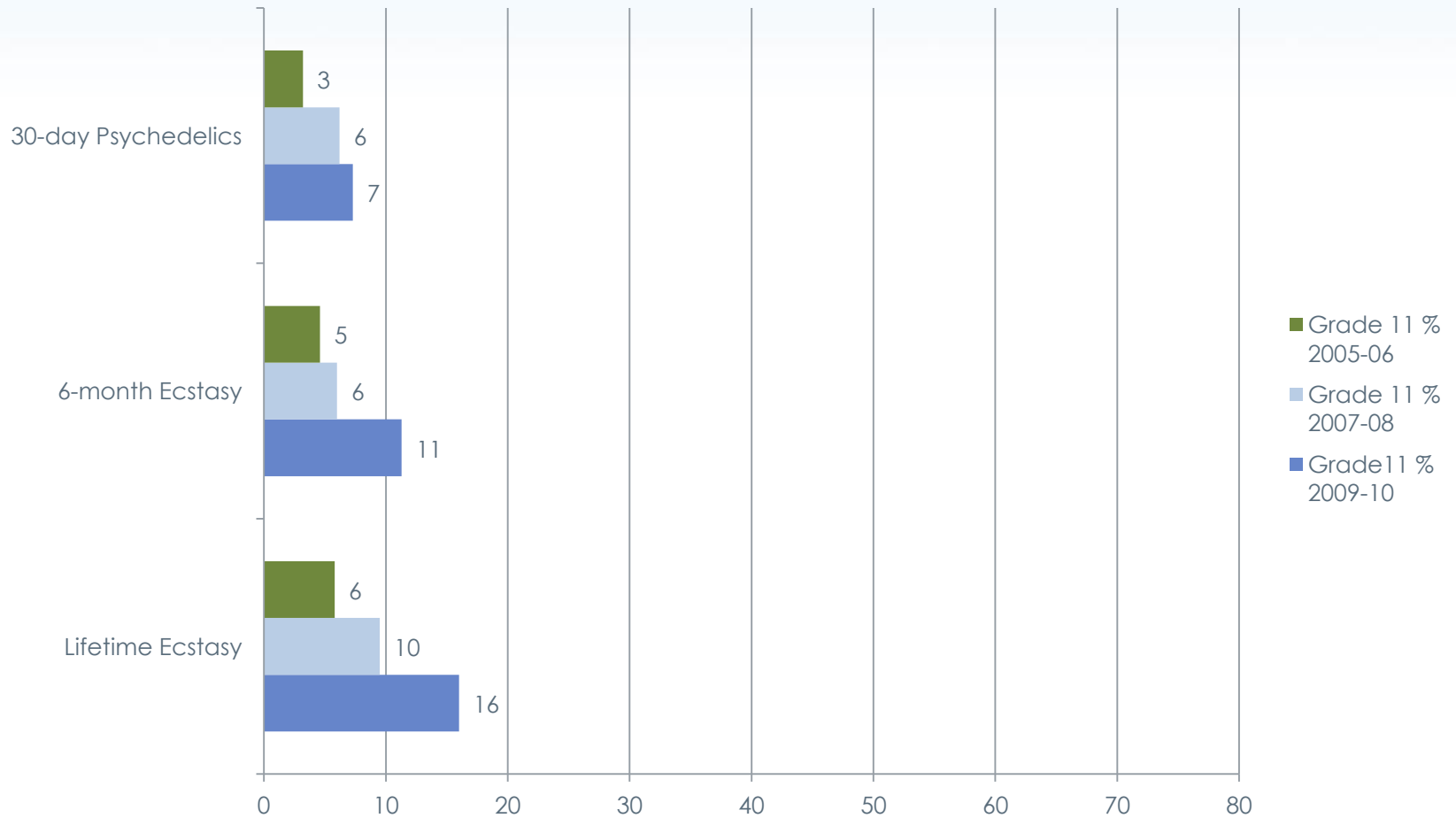
# Lifetime AOD Use in 9<sup>th</sup> & 11<sup>th</sup> grades, 2007 vs. 2009



# Current (Past 30 Days) Use, 2007 vs. 2009

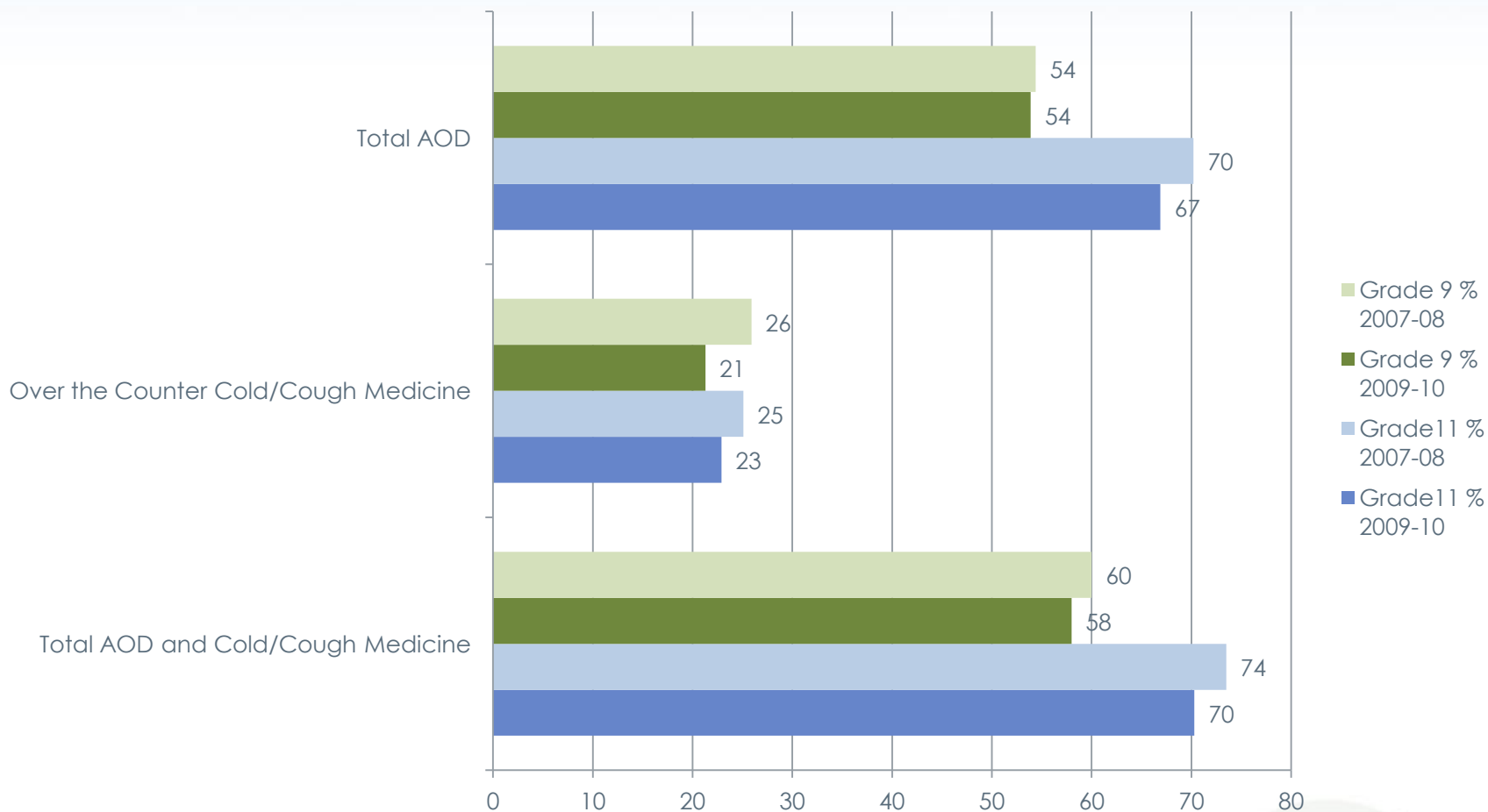


# Lifetime, 6-month, & 30 Day Use of Psychedelics/Ecstasy, 11<sup>th</sup> grade, since 2005





# Total AOD Use and Recreational Cold/Cough Medicine



## 2009 CSS Implications

---

- Confirms 2007-09 data that declines in drug use that occurred in the early decade have come to an end.
- Ecstasy a rising problem
- Need to pay greater attention to recreational use of medicinal drugs
- Cutbacks in Title IV funding and school AOD program implementation and staffing do not bode well.

**Download *Highlights and Compendium of Tables* (6 yrs of data):**  
**<http://www.wested.org/cs/we/view/pj/572>**

## The Critical Role of Local Data

---

- Making the case for AOD prevention and intervention
- Demonstrating need for funding (which shrinking)
- Guiding program planning and implementation
- Demonstrating progress (Accountability)
- Fostering collaboration

## Cal-SCHLS: The Source for Local Data

---

- California School Climate, Health, and Learning Survey System: Three linked assessment tools (online and print) for local data collection:
  - **CA Healthy Kids Survey (CHKS)**
  - **CA School Climate Survey (CSCS)**
  - **CA School Parent Survey (CSPS)**
- A project of California Dept of Ed, with CHKS support from Dept of Alcohol and Drug Programs
- Developed and operated by WestEd
- Websites: [cal-schls/chks/cscs/csps.wested.org](http://cal-schls/chks/cscs/csps.wested.org)  
Info/help line: 888.841.7536



## What is Cal-SCHLS?

---

- The oldest and largest effort in the nation to provide schools/communities with local data to :
  - Guide improvement of schools, prevention and intervention programs, and health services.
  - Promote success in school, career, and life.
  - Promote overall well-being among all youth.
- Identified as a model system by the US Dept of Ed (*Successful, Safe, and Healthy Students*)
- The leading source of local, county, and state data on AOD use among California students since 1999

# A Data Collection System

---

- Not just a survey
- Customize to address local data needs
  - Select from survey modules (Required Core + Supplements)
  - Add questions to expand value (other topics, program participation, evaluation etc.).
- Wide variety of guidebooks and resources for understanding and using the data (website)

# CHKS Overview

---

- District level: grades 5, 7, 9, 11, & Continuation
- 2004-11 required every 2 years (Title IV and TUPE)
- Administered by 85% of districts with secondary schools = 98% of enrollment. (90% at school-level)
  - 500,000 students annually (av.) in over 7,000 schools

## Local Cost

---

- \$.30 per student basic fee covers data processing and reporting
  - For half of districts, basic fees c.\$130 or less.
  - Districts in 6th & 7th deciles, from \$150-350.
  - The 10% of largest districts, \$1,000.
  - Cost effective means to collect other needed data
- Planning, consent, and instrument photocopying



## CHKS Core Content—AOD Use Major Focus

---

- Lifetime and 30-day frequency
- Use at school
- Adverse AOD effects (11 indicators)
- AOD Dependency indicators (10 indicators)
  - Based on APA DSM criteria: tolerance, lack of control, interference with life, efforts to stop use
- Perceived availability
- Attitudes, perceived harm & friends disapproval
- Prevention (talk to parents; message exposure)

**Supplemental Module with Other Biennial CSS Questions**

## CHKS Data Availability

---

- CDE provides reports at the district, county, and state level
- Publicly posted since 2004 on survey website  
<http://chks.wested.org/reports>
  - Response to requests from users
- School reports on request @ \$50
  - Currently requested by over 50% of districts
  - Outside requests must be made through districts/schools
- Dataset for analysis under MOU
- Factsheets on key topics (aggregated statewide data)
- Special topic state reports

# Query CHKS

---

- Key survey results available online (Query CHKS).
  - AOD use: lifetime, 30-day, at school, use level, driving
  - A collaboration with **kidsdata.org**
- Selected cross-tabs (gender, race/ethnicity, school connectedness)
- Data graphing

# Query CHKS—Search Results



## Alcohol, Tobacco, & Other Drugs

[Back to Categories/Topics](#)

### Current Use of Marijuana

Select Other Topic Indicators

**Table**

Trend

Map

Bar

Pie

+ [Customize This Table](#)

+ [Choose Counties and School Districts](#)

### Marijuana Use (Current), by Grade Level, Gender, and Number of Days: 2006-2008

California	Female					Male				
	0 days	1-2 days	3-9 days	10-19 days	20 days or more	0 days	1-2 days	3-9 days	10-19 days	20 days or more
7th Grade	95.8%	2.3%	0.8%	0.5%	0.6%	94.0%	2.8%	1.2%	0.6%	1.5%
9th Grade	88.9%	4.9%	2.7%	1.6%	1.9%	86.4%	5.2%	2.9%	1.9%	3.6%
11th Grade	84.8%	6.9%	3.8%	2.0%	2.4%	79.5%	7.1%	4.6%	2.8%	5.9%
Non-Traditional	59.1%	12.7%	9.0%	5.8%	13.4%	53.6%	11.2%	7.7%	6.1%	21.5%

## California School Climate Survey of Staff

- Administered at same time/schools as CHKS at no extra cost.
- AOD Content
  - \*How much of a problem is use of alcohol, tobacco, other drugs at the school?
  - Policies & practices related to AOD prevention and intervention
- Compare staff perceptions of adverse effect and services provided to student behavior/need
- \*Can customize with other AOD questions

**\*Applies to parent survey**

## Immediate Challenges to Data Availability

---

- Schools remain the most efficient venue for data collection but resistance growing
  - Title 4 defunding ended CDE requirement and source of covering survey costs
  - Aggravated by budget cuts and testing stresses
- If schools stop survey, lose not only local data but aggregate county and state data.
- Data more important then ever to demonstrate need in the face of prevention cutbacks!

## Agency Responses

---

- CDE still requires of state TUPE (Tobacco Use Prevention Education) grantees
  - New Tier 1 grants specifically to fund survey
- County agencies collaborating to provide funding to preserve countywide district administration
  - Orange, Sonoma etc.
- DADP alerted County AOD administrators and Prevention Coordinators that SAPT Block Grant Primary Prevention funds can be used to support CHKS

## Agency Response: CSS-CHKS Integration Plan

---

- State no longer sponsoring separate Biennial CSS (1985-2009) but relying on CHKS.
- Randomly select statewide sample of schools and provide financial incentives if do CHKS with extra AOD module.
  - Cover all district CHKS fees up to 900 students per grade.
- Preserves both district CHKS administration and representative state data.
  - After first 2 yrs, produce annual state reports with rolling averages



## What You Can Do: Preserving Local Data

---

- Make the case for the survey's value to the school:  
Speak to their interests
  - See *Cal-SCHLS Guidelines for Survey Administration, 2010-11*.  
([www.cal-schls.wested.org](http://www.cal-schls.wested.org))
- Foremost: Useful in guiding school reform efforts and improving student attendance, grades, and graduation
  - Assesses school behavior, experiences, attitudes
  - Conditions for learning / school climate factors
  - Learning barriers and supports
    - School reform and prevention are complementary
- Needed to obtain funding in Era of Accountability

## Example: Overall Impact of Heavy Use

---

- For every ten students who report poor school performance, attendance, and violence or weapons possession at school, 3-to-4 students in 9<sup>th</sup> grade and 4-to-6 in 11<sup>th</sup> are heavy AOD users (CSS Report).

## What You Can Do

---

- Help cover survey costs
- Help schools analyze and use their AOD data
  - Identify high-risk patterns of use and user groups.
- Collaborate in strategic planning to meet those needs and monitoring progress.
- Provide expertise to help students in need.
- Identify community resources to meet the needs.
- Aid in identifying and implementing research validated programs.

*See: CHKS Guidebook to Data Use and Dissemination*